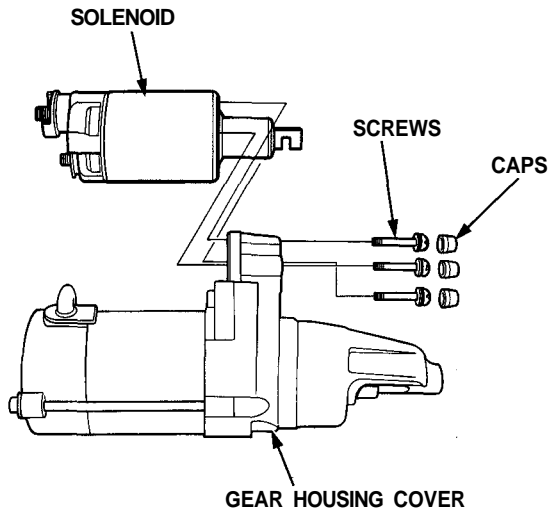


Starting System

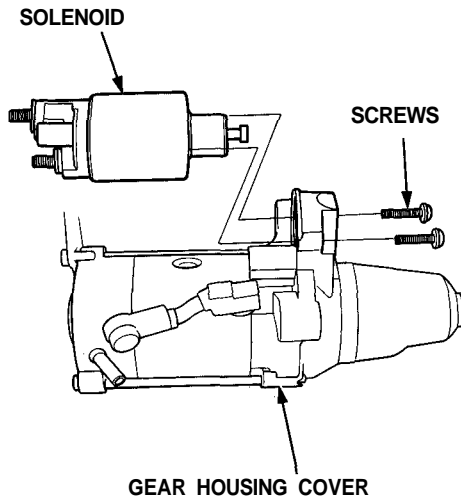
Starter Solenoid Test

1. Remove the starter solenoid from the gear housing cover.

MITSUBISHI type:

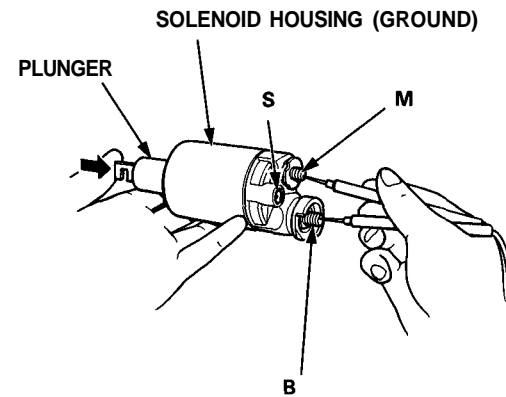


MITSUBA type:



2. Check for continuity between the terminals in each solenoid plunger position according to the table.

Terminal Position	B	M	S	GROUND
RELEASED		○	○	○
PUSHED	○	○	○	○



NOTE: The illustration shows Mitsuba type.

